



WALL / CEILING
MOUNT LED

Fixture Type	Date
Job Name	Approved By
Catalog Number	

SPECIFICATIONS



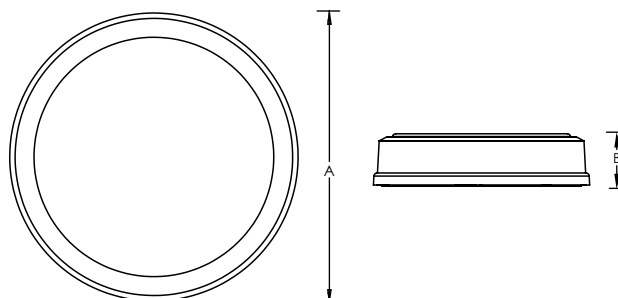
ADA
ADA Compliant



Description	The Apex APX13 LED fixtures build on the highly successful Anyx line. The cut-off, LED version features an upgraded, die cast, marine grade aluminum external trim, as well as an innovative twist-lock system. The Apex APX13 series has been installed successfully in large scale projects such as dorm rooms, unsecured hallways, transportation stations and public schools.
Trim	One piece die cast aluminum mechanically interlocked to base plate and sealed against moisture and contaminants with two high temperature silicone O-rings. Chemically primed and finished with electrostatically applied polyester powder coat. Locked in place with one concealed tamper resistant set screw.
Lens	One piece injection molded opal prismatic polycarbonate with minimum 0.130" wall thickness. Secured to base plate by trim and sealed with two high temperature silicone O-rings. Available full cut-off lens, see ordering information for additional information.
Reflector	Heavy gauge formed aluminum primed and finished with electrostatically applied power coat.
Base Plate	Pressure die cast marine grade aluminum. Chemically primed and finished with electrostatically applied polyester powder coat.
Gaskets	Closed cell die cut neoprene gasket provided between fixture mounting plate and mounting surface. High temperature silicone O-ring between the trim and lens, between the lens and base plate, and between the mounting plate and base plate.
Drivers	Dimming to 10% or Non-Dimming Driver.
LED	Samsung LM561B+ series @ 2700K, 3000K, 3500K, 4000K, or 5000K and 82 CRI wired in parallel-series. L ₇₀ projected life of over 130,000 hours at 50°C.
UL Listing	U.L., C.UL. Wet Location Listing standard.
Buy American	Luminaire LED, LLC products are assembled in the USA. Our products meet the Buy America(n) government procurement requirements under FAR, DFARS, and DOT.
Warranty	Lifetime warranty against vandalism. Luminaire LED will repair or replace any fixture damaged due to vandalism for the lifetime of the installation. 10-year warranty on LED boards against operational defects. Tested in accordance with LM-80.

DIMENSIONAL DATA

	A	B
APX13	13.13	3.14



ORDERING INFORMATION

Example: APX13 MIN10 25W 27K 120 FOP WHT

Series*	Drivers*	Wattage (Nominal)*	CCT*	Voltage*	Lens*
APX13 Vandal Resistant Open-face Surface Mount ADA Compliant 13" Round Flat Lens Luminaire	MIN10 Dimming to 10% NODIM Non-Dimming Driver	15W 25W	27K 2700K	120 120 Volt	FOP Flat opal lens
			30K 3000K	277 277 Volt	
			35K 3500K	MVOLT 120-277 Volt	
			40K 4000K	347 ¹ 347 Volt	
			50K 5000K		

Finish*	
BLK	Black
WHT	White
BRZ	Bronze
GRY	Gray
CUST	Custom Color, Consult Factory
RALTBD	Ral Paint finishes RALTBD for pricing only. Replace with applicable RAL call out when ready to order. See the RAL BROCHURE for available options

*Required

OPTIONS

Emergency ²			
EMB310 ¹	Self contained, 90 minute emergency battery pack. 0°C (32°F) to 55°C (131°F). 800 lumens	EMB250R ³	Remote inverter that will operate a 250W maximum load for 90 minutes. 20°C (68°F) to 30°C (86°F)
EMB310T20 ¹	Self contained, 90 minute emergency battery pack. 0°C (32°F) to 55°C (131°F). Meets CA Title 20 standards. 800 lumens	EMB310R ³	1200 lumen remote mounted 90 minute emergency battery pack for 14W operation only. 0°C (32°F) to 55°C (131°F)
EMB20R ³	Remote mounted micro inverter that will operate a 25W maximum load for 90 minutes. 0°C (32°F) to 45°C (113°F)	EMB375R ³	Remote inverter that will operate a 375W maximum load for 90 minutes. 20°C (68°F) to 30°C (86°F)
EMB125R ³	Remote inverter that will operate a maximum 125W load for 90 minutes. 20°C (68°F) to 30°C (86°F)		

Back Box	Fusing	Photocell	Hardware
SHCAB Low profile pressure die cast marine grade aluminum back box. Provided with (3) 1/2 " i.p.t. holes for conduit entry with threaded plugs	GLR ⁴ Fuse and Fuse Holder	PC ^{1,4} Photoelectric Switch	PHSC Phillips Head screws instead of TORX® head

Ordering Notes

- Requires SHCAB.
- Not available 347.
- Not available with MVOLT.
- Not available with MVOLT or 347.

Accessories: Order as separate catalog number.

TXSD TORX® Screwdriver Bit
Initial shipment includes one (1) TXSD per fixture.

PHOTOMETRIC DATA

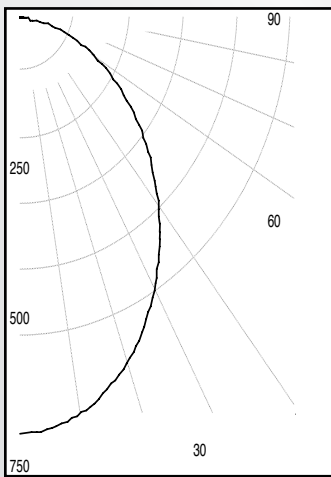
Model	Watts	Input Watts	Delivered Lumens				
			2700K	3000K	3500K	4000K	5000K
APX13	15W	15.3W	1261	1277	1301	1341	1387
APX13	25W	26.5W	1970	1996	2033	2096	2158

MODEL APX13 25W 40K

Delivered Lumens: 2465 Lumens

Total Power: 26.5W

Testing was performed in accordance with IES LM-79-08



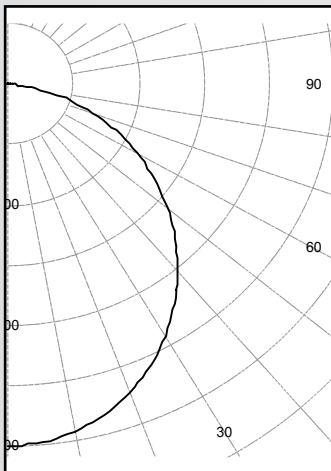
Zone	Lumens	% Lamps
0 - 30	537	27.6
0 - 40	876	45.1
0 - 60	1534	79.0
60 - 90	401	20.7
0 - 90	1935	99.7
90 - 180	6	0.3
0 - 180	1941	100.0

MODEL APX13 25W 35K FCL

Delivered Lumens: 3318 Lumens

Total Power: 26.5W

Testing was performed in accordance with IES LM-79-08



Zone	Lumens	% Lamps
0 - 30	454	29.2
0 - 40	731	47.1
0 - 60	1255	80.8
60 - 90	298	19.2
0 - 90	1553	100.0
90 - 180	0	0.0
0 - 180	1941	100.0

MOUNTING PLATE DETAILS

